

Fire Alarm Systems

Product Range Guide




NITTAN



Business Overview

The Nittan Group has been at the very forefront of the international fire protection industry since 1954 and has sales, R&D and manufacturing bases in Japan, China, and the UK. Throughout the world, Nittan has an enviable reputation for continuous innovation and exceptional quality. The group currently enjoys over \$300million turnover worldwide and manufactures millions of detectors each year, while pursuing a commitment to total excellence in everything we do.

Despite its position as a major global fire safety specialist company, Nittan always prides itself in providing a dedicated and personal service to its clients. When you look to Nittan to provide you with an optimum fire safety solution, you'll enjoy all the major benefits of dealing with a world leader – while receiving a personal level of service and support that few large companies could ever hope to achieve.



Contents

■ EN Products

NF Series Retrofit Control Panels.....	4
FX Series Retrofit Control Panels.....	8
NF Series Retrofit Accessories.....	12
FX Series Retrofit Accessories.....	13
Detectors & Bases.....	14
Call Points & Notification Appliances etc.....	15
Loop Modules.....	16
Software & Accessories.....	17

■ JP Products

Conventional Control Panels.....	18
Peripherals.....	20

Products Index.....	22
---------------------	----

In addition and as a completion to the fire detection solutions listed in this catalogue, NITTAN offers also a complete selection of advanced products.

For further information, please contact NITTAN overseas business division from:

<http://www.nittan.com>

NF Series Retrofit Control Panels

Conventional and Addressable Fire Alarm Control Panels



Double the technology

Fighting fire power with another powerful element: technology. This is the challenge NITTAN issues with the 3 versions of NF series fire panels: a brand-new family of advanced and performing fire panels, for prevention and safety of medium to large applications, such as those realized in banks, industrial, commercial, and residential buildings.

NF series includes: NF1002 panel: fire panel with 2 conventional zones; NF1004 panel: fire panel with 4 conventional zones; and NF2000 panel that stands out for the possibility of dual configuration: conventional (4 conventional zones expandable up to 12*) and hybrid of conventional and analogue-addressable (4 conventional zones expandable up to 12 and 32 analogue-addressable zones, thanks to the optional NFEXP20 loop module.)

* To expand to 44 conventional zones with 5 expansion boards will be available soon.

Multiply the security

NF series panels are available in various versions, can be set up according to the single systems needs, and adopt the dual working mode – conventional and conventional/analogue-addressable – to ensure the most detailed monitoring of fire risks. Moreover, the possibility to integrate several models, make NF panels able to manage up to 1400 detectors.

The most performing panels of the series can control 12 conventional zones and an analogue-addressable loop. The optional EXTING module extends panels functions, covering also the extinguishing system control.

Big things with little effort

In spite of the excellent performance capability, the panels are very easy to set up and operate: the user-friendly interface, with graphic display and LED indicators, allows to operate the system effectively and in a fast and intuitive way.

In addition, the USB connection can be used to configure the panel via PC for control and setup parameters, or it is possible to install GSM for sending alarm messages through the GSM mobile network. Available soon, Ethernet modules (optional) enable remote supervision and control of the panels.

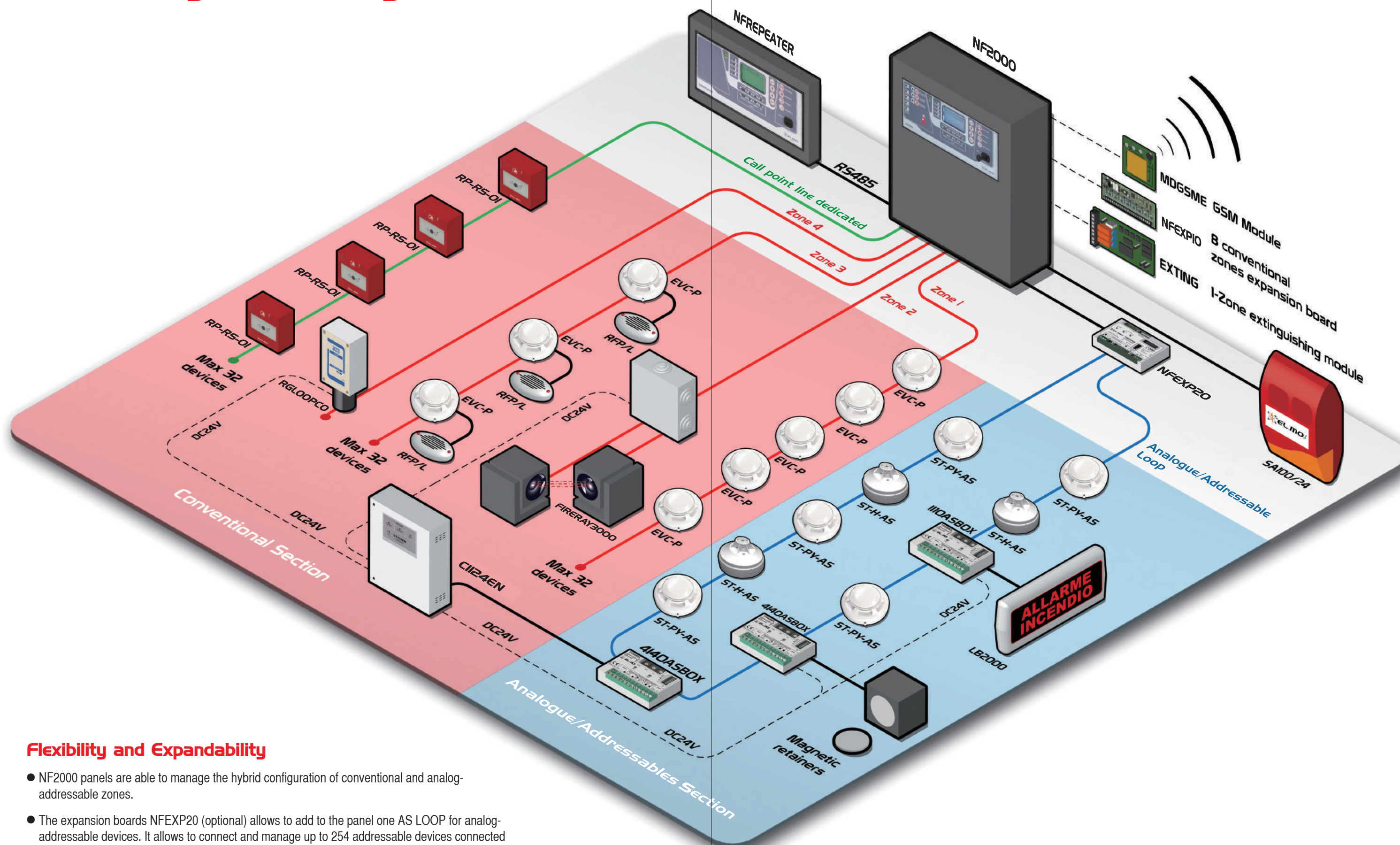
Models



Technical Features

Models	NF1002	NF1004	NF2000
Conventional Zones	2 zones	4 zones	4 zones
Expandable	---		Up to 44 zones Conventional 12 zones + Addressable 32 zones
Connectable detectors	32 per zone		
Loop expansion board	---		NFEXP20 (optional)
Supported devices	---		254 over Loop
Call point line	1 line		
Programmable I/O lines	2 lines	4 lines	4 lines
Alarm outputs(AL.REL)	1 supervised output for alarm protected by PTC		
Relay outputs	1 relay output for general fault 1 relay output for pre-alarm 2 auxiliary relay outputs		
DC24V outputs	1 output protected by PTC 1 resettable output protected by PTC		
Display	Graphic LCD display – Color backlighting		
Extinguishing module	EXTING (optional)		
Event logs	Up to 2000 entries		
Interfaces and network			
MINI-DIN	1 MINI-DIN for configuration with browser		
RS-485 Serial lines	2 lines		
Remote keypads	Up to 2 optional		
GSM	Optional GSM module		
General			
Protection Class	IP30		
Dimensions	W 320 X H 304 X D 83 mm		W 390 X H 390 X D 99 mm
Weight	4 kg		6 kg
Recommended batteries	12V - 7Ah		12V - 17Ah
Power supply	AC230V – +10% / -15%		
Power supply unit	2A Max		
Output voltage at AL.REL	DC27.6V		
Available current at AL.REL	650mA Max		
Certifications	CPR 305/2011, EN54-2, EN54-4, EN54-21, EN12094-1 certification (CPD 89/106/EEC ex certification)		

NF2000 System Configuration



Flexibility and Expandability

- NF2000 panels are able to manage the hybrid configuration of conventional and analog-addressable zones.
- The expansion boards NFEXP20 (optional) allows to add to the panel one AS LOOP for analog-addressable devices. It allows to connect and manage up to 254 addressable devices connected the LOOP.
- The optional EXTING module extends panels functions, covering also the extinguishing system control.

Fx Series Retrofit Control Panels

Analogue-Addressable Fire Alarm Control Panels



Security built on solid base.

In the development of FX series analogue addressable control unit multi-protocol and multi-language, we combined performance power and management simplicity for the installer and the user. The FX series control units are the effective solution for the industrial, commercial, bank, postal, service sector, hotels, military, museum activities protection and, thanks to the low EMC impact, also for risk environments such as operating theaters, hospitals and clinical laboratories. The versatility is the focal point on which to build these fire detection control units. For this the FX series control units manage up to 5 analogue addressable loop with AS or Evolution protocols with the ability to coordinate analogue-addressable loop also simultaneously with different protocols. The sensitivity thresholds of the sensors (only in cases of AS loops) are programmable for alarm, pre-alarm and maintenance, also based on time slots, in order to adapt the control unit to the different installation requirements. The FX control units provide many possibilities for functional extension thanks to the ability to connect synoptic repeaters and repeaters panels for command and remote signaling. The ability to define the logic equations for evolved management completes the functionalities range. In detail, the control units outputs and the output connected to the loop after events occurrence (logical or system) or pattern. They are settable up to 80 "Logical", namely equations that generate outputs activation following the occurrence of certain logical associated events, and up to 120 Pattern, activation paths of some outputs that is going to give in case of alarm coming from define areas.

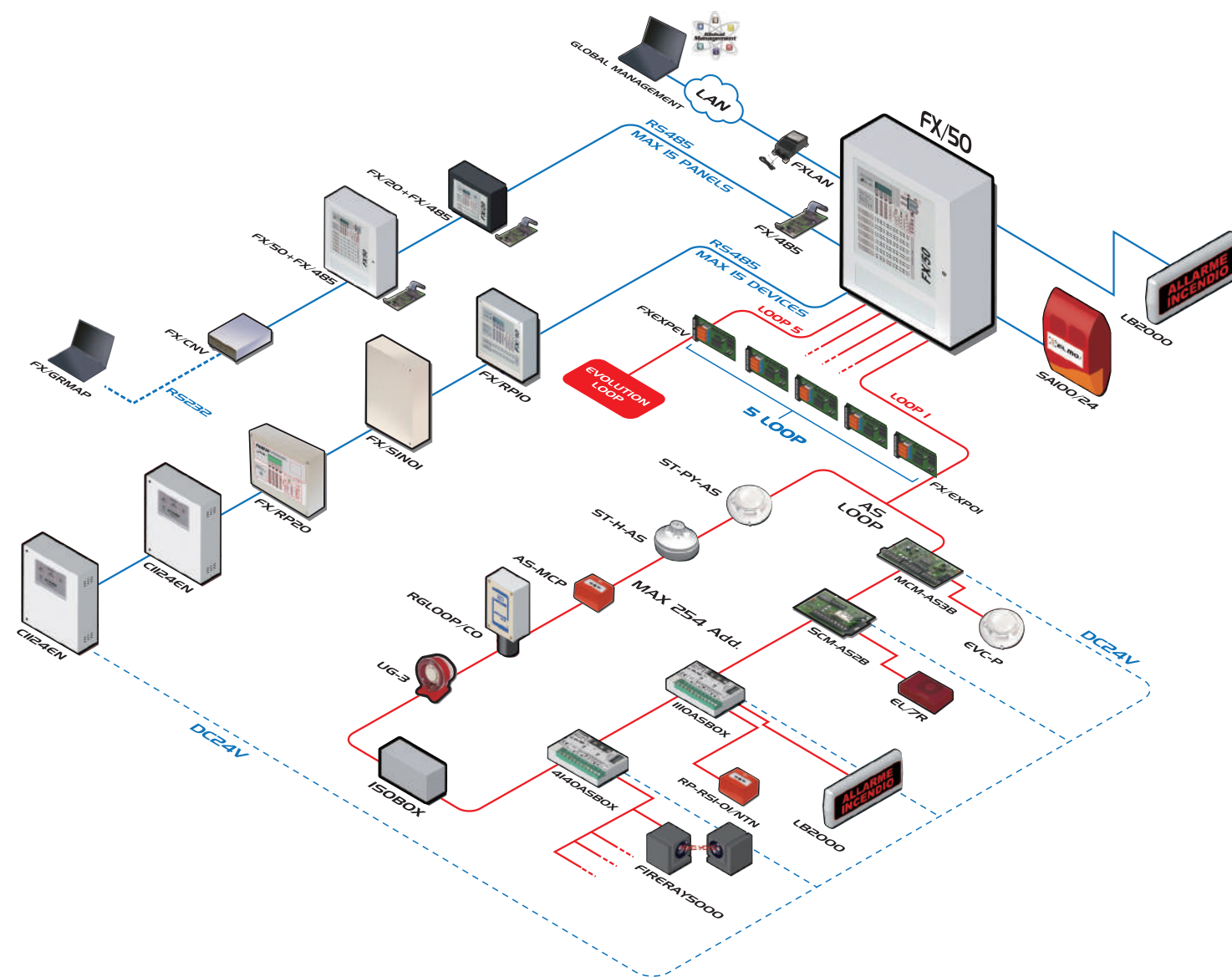
Models



Technical Features

Models	FX/10	FX/20	FX/50
Number of detection Loop	1	Up to 2	Up to 5
Number of Loop address	254		
Zones number	40	40	120
Fault relay output	1 (8A @250V)		
Alarm relay output	1 programmable (8A @250V)		
Supervised alarm output	1 programmable	2 programmable	4 programmable
DC24V output	1		
General LEDs indication	Yes		
Zone LEDs	Expandable to 40		Expandable to 120
LCD display	4x20 character		
Keypad	Built-in for management and programming		
Management levels	3 access levels with 10 associated user password from step 1 at 2 level and 10 installer password associated from step 2 to level 3		
Peripherals Loop	Loop FX10485 board (optional)	1 for repeaters, synoptic and “intelligent” power supplies units management	
Extinguishing management	Through external control unit		
Remote assistance	With WINFIRE software		
Management software	With GLOBAL MANAGEMENT, GLOBALFIRE and WINFIRE software		
Control units and PC network	No	Up to 16	
Events storage	4000 events with graphic display of device historical		
Compatible protocols	AS, Evolution		
Multi language menu	Italian, English, Spanish, German, Slovenian, Croatian		
Electrical mechanical features			
Power supply units	4A @ DC24V: 1.5A buffer battery charge, 0.5A max to the LOAD terminal for auxiliary device powered		
Allocable batteries	2 x 6.5Ah/12V	2 x 15Ah/12V	2 x 24Ah/12V
Power supply	AC230V		
Dimensions	W 325 X H 304 X D 133 mm	W 480 X H 303 X D 180 mm	W 500 X H 570 X D 190 mm
Protection class	IP3X		
Certifications	CPR 305/2011 EN54-2 and EN54-4 (CPD 89/106/EEC ex certification)		

FX/50 System Configuration



Analogue addressable detectors



Range of analogue-addressable smoke temperature detectors for AS and EVOLUTION protocols with many features such as the ability to program the temperature threshold, the low consumption, the OmniView 360° alarm signal and CPR certification.

Power supply unit



Power supply unit range among which intelligent power supply unit on RS-485 Serial BUS with voltage network control, voltage supplied, battery voltage, current consumption by the control unit, charge current of the battery and internal temperature of the power supply unit.

Analogue interface modules



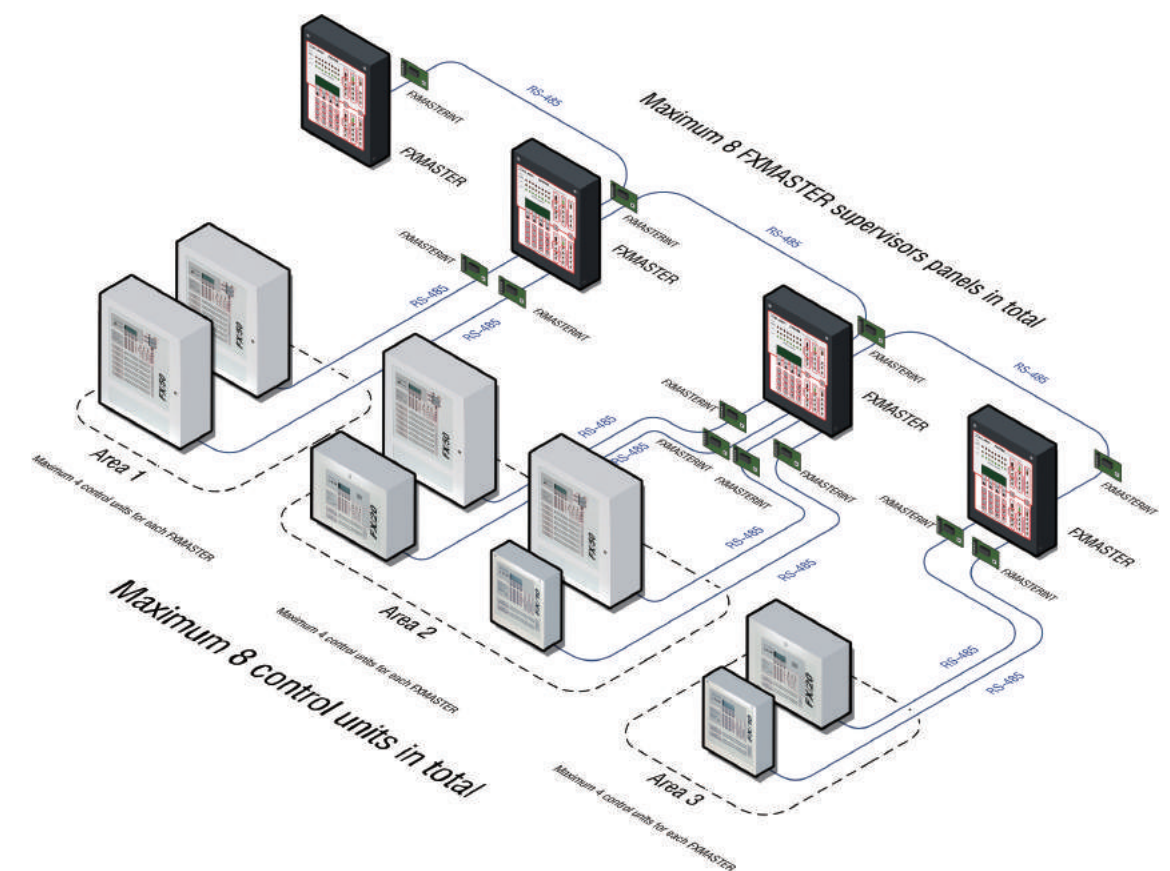
Wide range of analogue-addressable interface modules, designed for the connection with traditional fire detection devices or sensors. The relay can be used to command magnetic retainer, optical-acoustic fire detection alarm devices, light plaques or to perform different type activation (skylights opening, electrical energy release, gas...) or to acquire states and signals from external devices.

The union is the safety

The real strength of the FX analogue-addressable fire detection control units multi-protocol and multi-language is the connectivity. For even more complex and articulated structures it is possible to connect via RS-485 network up to 16 FX control units, managed by a wide range of software suitable for any type of need.

For a control units network even more effective and powerful, we developed the supervisor panel and FXMASTER repeater. The new FXMASTER supervisor panel is able to interface and manage a network up to 4 FX fire detection control units. In addition, is possible to create a network on RS-485 BUS of 8 FXMASTER able to divide the management up to 8 FX series fire alarm control units. FXMASTER allows to view simultaneously the status of all control units connected to it or to those connected to other FXMASTER on the network. It is able also to send EVACUATION, SILENCING and RESTORING commands individually or simultaneously to all the control units via RS-485.

FXMASTER functional scheme



Optical-acoustic devices



Wide range of alarm detectors such as outdoor self-powered sirens, indoor sirens, optical-acoustic devices, optical-acoustic repeaters to signal the sensor status.

Accessories



Wide range of accessories for the development and expansion of the fire detection system with FX control units: call-points, expansion board for AS and EVOLUTION loop, isolator modules, board of RS-485 serial line interface, LAN interface modules, repeater panels and all is necessary to complete the fire detection system.

Supervision and remote assistance software



Remote assistance supervision and programming software range with maps that allow the direct connection from PC to one or multiples control units, multi-maps architecture, control protection levels and system command, remote assistance and programming.

NFREPEATER



- Repeating keypad unit for NF Series control units
- All functions and modes of the control unit are easily managed from the graphical display and displayed by the signalling LED
- It's connected to the control unit via an RS485 serial line and each station can be connected up to 2 NFREPEATER
- Ability to change color of the backlight depending on the status of the control unit: under normal operation, you will have a GREEN illuminated display, in case of a malfunction or a fault signal the display will be lit in YELLOW, in case of alarm the color will be RED
- While programming or setting the control unit, the background color will be WHITE
- Power supply DC24V from control unit or external power supply unit
- Power consumption 22mA
- **CPR 305/2011, EN54-2 certification (CPD 89/106/EEC ex certification)**

C1124EN



- Supervised power supply unit for fire detection systems
- Equipped with connectors for the transformer connection, electronic outputs for single fault events, for the connection of a optional CP8/REL board and 5 optional relay boards UNIREL/24
- Equipped with LEDs front board for general indications
- Power supply AC230V 50Hz
- Output voltage DC24V/4A
- 1x 12V/26Ah allocable battery
- Dimensions W 305 x H 385 x D 210mm
- **CPR 305/2011, EN54-4 certification (CPD 89/106/EEC ex certification)**

NFEXP20




- Loop expansion board for NF2000 control unit installable inside control unit
- Allows to connect up to 254 analogue/addressable device with AS loop board protocol
- Power supply DC24V
- Quiescent current 35mA
- Power consumption with 254 connected devices 175mA
- Maximum power consumption 500mA
- Dimensions W 129 x H 80 x D 20mm
- **CPR 305/2011, EN54-2 certification (CPD 89/106/EEC ex certification)with the NF system**

EXTING



- 1 zone extinguishing module for NF series control units
- 1 balanced input for manual devices for emergency interruption
- 1 balanced input for manual devices to extinguishing request
- 1 balanced input for extinguishing agent flux indication
- 1 supervised output with PTC protection for extinguishing signal transmission
- 1 supervised output with PTC protection for alarm devices activation
- 1 supervised output with PTC protection for extinguishing progress signal devices
- 1 module address selector
- 1 RS485 and power connector
- LED for module status
- Power supply DC24V
- Quiescent current with all the balancing 10mA
- Active condition power consumption 30mA
- Release condition power consumption 75mA
- Dimensions W 64 x H 125 x D 26 mm
- **CPR 305/2011 EN12094-1 certification (CPD 89/106/EEC ex certification)**

NFEXP10



- Expansion board for conventional NF2000 control units
- 8 power consumption balanced line input zones
- 8 open collector zones outputs
- Quiescent voltage DC24V
- Quiescent current with no balancing 11mA
- Quiescent current with balancing 50mA
- Maximum power consumption 165mA
- Dimensions W 140 X H 50 mm
- **CPR 305/2011, EN54-2 certification (CPD 89/106/EEC ex certification)**

NFREL24



- 4 Relay board to be connected to NF series control units
- This module allows the control unit, if needed, to manage 4 additional relay outputs, reporting on the terminals the relative contacts
- By connecting the module to the control unit without acting on the programming (default), all 4 relays on the module will be activated on FIRE event, while accessing the programming area at level 3, each outputs can be programmed for different events
- Power supply DC24V from control unit
- Power consumption 40mA
- **CPR 305/2011, EN54-2 certification (CPD 89/106/EEC ex certification)**

AL2SW24



- Power supply unit input: AC230V-2A; Output DC29V-2A
- JST connector
- Compatible with NF series control units

MDGSME



- GSM Module carried out for use with NF series control units and other devices
- It allows the connection to and from the control unit through GSM mobile network
- It allows to send voice alarm messages or via text message
- Power supply DC24V from control unit
- Power consumption 60mA max. (phone transmission), 115mA max. (GPRS transmission)
- It requires antenna remotization kit mod. GSMEXA15 or GSMEXA2
- **CPR 305/2011, EN54-21 certification (CPD 89/106/EEC ex certification)**

GSMACI



- Internal antenna kit for control units NF series needed to properly install the MDGSME module inside control units if you have a good signal cellular radio

GSMEXA15



- Optional antenna for MDGSME interfaces supplied with 15m cable and connectors
- It can be installed 15m far from control unit or GSM interface when used with the supplied antenna for a better coverage

GSMEXA2



- Optional antenna for MDGSME interfaces supplied with 2m cable and connectors
- It can be installed 2m far from control unit or GSM interface when used with the supplied antenna

FX/EXP01



- Loop expansion board for FX/10, FX/20 and FX/50 series control units, installable inside the control units
- Allows to connect up to 254 devices
- Equipped with LED indicator
- **CPR 305/2011, certification (CPD 89/106/EEC ex certification)**

FX10485



- RS485 serial interface board for FX/10 detection control unit, it allows the connection of power supply units mod. FX/AL01 (max 15), remote keyboards mod. FX/RP10 - FX/RP20, synoptical unit mod. FX/SIN01 (max 15), for a total of n.30 devices connectable
- 1000 meters max cable length

FX/485



- RS485 interface board, installable inside FX/20 FX/50 series control units
- Allows the communication over RS485 line between FX series control units and Winfire supervision application equipped PC
- Dimensions W 52 x H 115 x D 20mm
- Power consumption 82mA
- Power supplied by control unit

ETRLAN




- Internal LAN module for FX/10 fire detection control unit for LAN network connection
- 10 Base T Ethernet LAN interface, RJ45 connector
- Supports CP, UDP, ICMP (ping), ARP and TELNET protocols
- DC24V power supply provided by the control unit

FXLAN



- External LAN network connection module for FX/20 and FX/50 fire detection control unit
- 10 Base T Ethernet LAN interface, RJ45 connector
- Supports CP, UDP, ICMP (ping), ARP and TELNET protocols
- DC24V power supplied by control unit

FX/EXP10



- 40-LEDs board for fault/zones disabled alarm status indication
- Installable inside FX series control units
- 1 board installable on FX/10 and FX/20 units, up to 3 boards on FX/50

FX/RP10



- Remote repeater display with LCD display for specific messages and 15 LEDs for general warnings
- Excludable built-in buzzer
- Dimensions W 250 x H 200 x D 70mm
- Power consumption 50mA quiescent mode, 62mA alarm mode
- Power supply DC24V from control unit or auxiliary power supply box

FX/RP20



- Display and functional control remote repeater, supplied with keypad, LCD display for specific messages and 15 LEDs for general warnings, excludable built-in buzzer
- Dimensions W 250 x H 200 x D 70mm
- Power consumption 50mA quiescent mode, 90mA alarm mode
- Power supply DC24V from control unit or auxiliary power supply box

FX/SIN01



- Mimic unit with one driver board and one 40-zone FX/SIN10 board with terminal outputs
- 2 additional FX/SIN10 boards installable, according to control unit capacity
- Control unit communication via RS485 line
- Dimensions W 303 x H 480 x D 180mm
- Power consumption 32mA
- Power supply DC24V from add power supply box

FX/SIN10



- 40-zone unit expansion board with terminal outputs for alarm and fault zones signalling
- Installable inside FX/SIN01 mimic unit

C1124EN



- Supervised power supply unit for fire detection systems
- Equipped with connectors for the transformer connection, electronic outputs for single fault events, for the connection of a optional CP8/REL board and 5 optional relay boards UNIREL/24
- Equipped with LEDs front board for general indications
- Power supply AC230V 50Hz
- Output voltage DC24V/4A
- 1x 12V/26Ah allocable battery
- Dimensions W 305 x H 385 x D 210mm
- **CPR 305/2011, EN54-4 certification (CPD 89/106/EEC ex certification)**

MTM-E



- Programmer for ST-PY-AS
- Provides address setting and reading
- Battery Powered DC18V
- Needs 1 or 2 9V (PP3 type) alkaline batteries (Not supplied)
- Handheld, provided with shoulder belt

Addressable Retrofit Detectors

ST-PY-AS



- Latest Generation Nittan Optical Chamber
- Omniview 360° LED
- Robust Fully Modulated AS Communications Protocol
- EEPROM Addressed (Address stored in on-board EEPROM, programmed by handheld programmer)
- WILL REPLACE ST-P-AS
- Quiescent Current - 500µA
- Alarm Current (LED on) - 5.2mA
- **Approved to EN54-7:2000**

ST-H-AS



- Thermistor Heat Sensor
- Robust Fully Modulated AS Communications Protocol
- DIL Switch Addressed
- Quiescent Current - 200µA
- Alarm Current (LED on) - 2mA
- **Approved to EN54-5:2000**

Conventional Detectors

EVC-DP



- Dual Optical Detector Reduces False Alarms
- Omniview 360° LED
- Internal Alarm Current Limiting Resistor
- Wide Operational Voltage Range (16V-32V)
- Quiescent Current - 50µA
- Alarm Current - 50mA
- **Approved to EN54-7:2000 + A1:2002**

EVC-P



- Omniview 360° LED
- Internal Alarm Current Limiting Resistor
- Wide Operational Voltage Range (12V-32V)
- Optical Detector
- Quiescent Current - 50µA
- Alarm Current - 50mA
- **Approved to EN54-7:2000 + A1:2002**

EVC-H-A2S



- 62°C Heat Detector
- Omniview 360° LED
- Internal Alarm Current Limiting Resistor
- Wide Operational Voltage Range (11V-32V)
- Quiescent Current - 50µA
- Alarm Current - 50mA
- **Approved to EN54-5:2000 + A1:2002**

EVC-H-CS



- 92°C Heat Detector
- Omniview 360° LED
- Internal Alarm Current Limiting Resistor
- Wide Operational Voltage Range (11V-32V)
- Quiescent Current - 50µA
- Alarm Current - 50mA
- **Approved to EN54-5:2000 + A1:2002**

EVC-PY-IS



- Intrinsically Safe Optical Detector
- Nittan Y Type Chamber
- Omniview 360° LED
- Wide Operational Range (12V-32V)
- Limited to 28V
- External Barrier
- Use UB-4-IS Base or EV-SPB-IS Base
- Quiescent Current - 50µA
- Alarm Current - 50mA
- **Approved to EN54-7:2000 and ATEX**

EVC-IR



- Omniview 360° LED
- Internal Alarm Current Limiting Resistor
- Wide Operational Voltage Range (12V-32V)
- Dual Band IR Flame Detector
- Quiescent Current - 100µA
- Alarm Current - 50mA
- **Approved to EN54-10:2000 + A1:2005**

FIRERAY5000



- Smoke detector with infrared motorized and autocalibrating light beam
- Linear optical range 50m
- Linear optical range expandable to 100 m with the optional additional kit FIRERAY5000100KIT
- N°1 reflective prism (10x10cm)
- Includes control unit and reflective prism
- Easifit Fix system
- Integral laser
- Auto-Align fast automatic beam alignment
- Auto-Optimise building movement and contamination compensation
- Control unit able to manage up to 2 detectors
- 2 wire interface from control unit to detector
- Dimensions W 134 x H 135 x D 134mm (detectors)
- IP54 protection class
- Power consumption 1 detector 5mA (idle mode), 6mA (alarm mode). Alignment mode max 37mA
- Power supply DC24V
- **Certified CPD CPD 89/106/EEC, EN54:12 and UL268**

Detector Bases

UB-4



- Universal Mounting Base
- Standardised Across Entire Nittan Group Worldwide

UB-4-IS



- Intrinsically Safe Base for Use with EVC-PY-IS

UB-4R-470



- Detector Mounting Base with Schottky Diode & Resistor

Call Points & Notification Appliances etc.

Retrofit Call Points

AS-MCP



- STI IP24 Housing MCP
- DIL Switch Addressed
- Robust Fully Modulated AS Communications Protocol
- Quiescent Current - 200µA
- Alarm Current (LED on) - 2mA
- **Approved to EN54-10:2000 + A1:2005**

RP-RS1-01/NTN



- Conventional and Savwire Manual Call Point
- STI RESET Housing-IP24
- Internal Alarm Current Limiting Resistor
- Wide Operational Voltage Range (12V-28V)
- Includes back box and mounting plate. (allows both flush and surface mounting)
- **Approved to EN54-11:2001 + A1:2005**

Notification Appliances

Alarm Bell 150mm (6")



- 150mm (6")
- DC24V
- **Approved to EN54-3**

LB2000



- Very low power consumption (34mA) display panel, it allows the use of cables with a reduced cross section thus reducing the installation costs
- Optical alarm signaling with high power LED and with adjustable flashing frequency
- Alarm indication with buzzer, max sound pressure: 90dB average
- Possibility of wiring side, increasing the comfort and ease of installation
- Dimensions W 283 x H 150 x D 51.5 mm (37.5 mm socket)
- DC12V / DC24V (range DC10 - 30V)
- **CPR 305/2011, EN54-3 certification (CPD 89/106/EEC ex certification)**

EL/7R



- Indoor piezoelectric fire alarm siren
- Red ABS housing
- Max sound pressure 103dB (1mt)
- Dimensions W 137 x H 95 x D 40mm
- Power consumption 290mA
- Power supply DC24V

SA100/24



- Self-powered and self-protected outdoor siren
- Timed flashing with incandescent light bulb synchronized with siren
- Red NOVODUR housing
- Max sound pressure 110dB (1mt)
- Dimensions W 253 x H 290 x D 85mm
- Power consumption 17mA (quiescent mode), 0.55A (alarm mode)
- Power supply DC24V
- It can allocate a 12V/1.2Ah battery (not included)
- **CPR 305/2011, EN54-3 certification (89/106/EEC ex certification)**

RFP/L



- Outdoor optical repeater, can be connected onto analogue addressable detector bases
- 2 red LED indicators
- ABS housing
- Dimensions W 100 x H 70 x D 35mm
- Power consumption 7.3mA max
- Power supply DC24V

AS-ABS



- Wall or Base Mounted Sounder
- DIL Switch Addressed
- Robust Fully Modulated AS Communications Protocol
- Quiescent Current - 200µA
- Alarm Current (active) 7-10mA (tone dependant)
- 16 Alarm Tones + 1 Alert Tone
- Retrofit model

Xenon Beacon



- DC24V Red

Duct Detector Housing

UG-3



- Duct Detector Housing
- Quick and Simple Installation
- Pre-assembled Cable Entries
- Error Free Pipe Mounting
- Test Hole in Cover

Gas Detectors

RGLOOP/CO



- Carbon monoxide (CO) detector with electrochemical cell
- Equipped with 4-20mA interface and output for direct loop connection of FX series and NF series analogue-addressable units
- 500ppm measurement range
- 50ppm pre-alarm first threshold, 100ppm alarm second thresholds
- Dimensions W 80 x H 172 x D 68mm
- Power consumption 18mA@DC12V (quiescent mode), 85mA alarm 1 + 2 threshold, 20mA@DC24V (quiescent mode), 105mA alarm 1 + 2 threshold
- Power supply DC12-24V

RGRCO



- Carbon monoxide (CO) detector with electrochemical cell
- Equipped with 2 alarm relay outputs and 1 fail relay output
- 100ppm measurement range
- 50ppm pre-alarm threshold
- 100ppm alarm second thresholds
- Dimensions W 80 x H 172 x D 68mm
- Power consumption 22mA @ DC12V quiescent mode, 44mA alarm threshold 1 + 2, 25mA @ DC24V quiescent mode, 47mA alarm threshold 1 + 2
- Power supply DC12-24V

Isolators

ISOBASE



- Universal line isolator unit, which can be installed on the detector's base, for disabling part of the loop in case a shortcircuit occurs while normal operation is continued on remaining equipment
- We recommend installing an isolator every 32 detectors/addresses
- Supplied with two LEDs indicating short circuit direction
- Dimensions diameter 106 x H 22mm
- Power consumption 270µA (quiescent mode), 26.5mA (short circuit loop and LEDs ON)
- Power supply DC24V supplied by loop
- **CPR 305/2011, EN54-17 certification (CPD 89/106/EEC ex certification)**

ISOBOX



- Universal analogic line isolator unit for disabling part of the loop in case a short-circuit occurs while normal operation is kept on the remaining equipment
- We recommend installing an isolator every 32 detectors/addresses
- Supplied with two LEDs indicating short circuit direction
- Installable in mod. 503 optional case
- Dimensions W 91.6 x H 55 x D 19mm
- Power consumption 270µA (quiescent mode), 26.5mA (short circuit loop and LEDs ON)
- Power supply DC24V supplied by loop
- **CPR 305/2011, EN54-17 certification (CPD 89/106/EEC ex certification)**

Loop Splitter

ISOSPLITAS



- Module to connect 2 separate AS loop to the same loop board
- IP3X Protection class
- Power supply DC24V supplied by the loop
- Power consumption 4mA (quiescent mode), 55mA (max)
- Sparkover voltage closed-open $V_{so} = 4.8V \pm 5\%$
- Sparkover voltage open-closed $V_{sc} = 7.4V \pm 5\%$
- Insulator action time <100ms
- Faulty loop LED indication
- Dimensions and weight W 129 x H 80 x D 20mm, 94g
- Operating temperature -10°C / +55°C
- **CPR 305/2011, EN54-17 certification (CPD 89/106/EEC ex certification)**

Addressable I/O Modules

1IASBOX



- Analogue addressable module with one balanced / not balanced input for alarm and failure alerts (line opened and shortcircuited line), allows to connect 1 conventional detector (or other devices) featuring NO relay output to a detection loop
- Unit address is set via rotary switch
- Terminals for NO input, LED alerts, and serial loop connection
- Dimensions W 91.6 x H 54.7 x D 20mm
- Housed in a small plastic box
- Power consumption 3.3mA (quiescent mode), 4.5mA (alarm mode)
- Power supply DC24V supplied by loop
- **CPR 305/2011, EN54-18 certification (CPD 89/106/EEC ex certification)**

1I1OASBOX



- 1 input-1 output analogue addressable module. Balanced / not balanced input for alarm and failure alerts (line opened and shortcircuited line), allows to connect 1 conventional detector (or other devices) featuring NO relay output to a detection loop
- Unit address is set via rotary switch
- Terminals for NO inputs, LED alerts, relay outputs and serial loop connection
- 1 bistable C-NO-NC relay output (2A at DC30V) or alternatively a supervised output
- Dimensions W 91.6 x H 54.7 x D 20mm
- Housed in a small plastic box
- Power consumption 3.3mA (quiescent mode), 4.5mA (alarm mode)
- Power supply DC24V supplied by loop
- **CPR 305/2011, EN54-18 certification (CPD 89/106/EEC ex certification)**

1D1IASBOX



- Analogue addressable module for 1 door control. The module is equipped with 1 balanced input and 1 independent output to receive signals from devices or detectors for the control of fire door and to control their closure with its relay output
- The module is also equipped with 1 balanced / not balanced input for alarm and failure alerts (line opened and shortcircuited line), allows to connect 1 conventional detector (or other devices) featuring NO relay output to a detection loop
- Unit address is set via rotary switch
- C-NC-NO bistable relay output (2A at DC30V)
- Dimensions W 91.6 x H 54.7 x D 20mm
- Housed in a small plastic box
- Power consumption 3.3mA (quiescent mode), 4.5mA (alarm mode)
- Power supply DC24V supplied by loop
- **CPR 305/2011, EN54-18 certification (CPD 89/106/EEC ex certification)**

2DASBOX



- Analogue addressable module for 2 doors control equipped with 4 balanced inputs and 2 independent outputs to receive signals from devices or detectors for the control of 2 fire door or 2 fire shutters and to control their closure with its relay output
- Each control relay output is associated with 2 inputs which manages the closed and opened door status
- Unit address is set via rotary switch
- C-NC-NO bistable relay outputs (2A at DC30V)
- Equipped with line isolator
- Dimensions W 129 x H 80 x D 20mm
- Housed in a small plastic box
- Power consumption 5mA (quiescent status), 10mA (alarm mode)
- Power supply DC24V supplied by loop
- **CPR 305/2011, EN54-17, EN54-18 certification (CPD 89/106/EEC ex certification)**

4I4OASBOX



- 4 input-4 output balanced / not balanced analogue addressable module, for alarm and failure alerts (line opened and shortcircuited line), allows to connect 4 conventional detectors (or other devices) featuring NO relay outputs to a detection loop
- Unit address is set via rotary switch
- Terminals for NO inputs, LED alerts, relay outputs and serial loop connection
- 4 bistable C-NO-NC relay outputs (2A at DC30V)
- Equipped with line isolator
- Dimensions W 129 x H 80 x D 20mm
- Housed in a small plastic box
- Power consumption 5mA (quiescent status), 10mA (alarm mode)
- Power supply DC24V supplied by loop
- **CPR 305/2011, EN54-17, EN54-18 certification (CPD 89/106/EEC ex certification)**

MCM-AS5



- Control and monitoring module, can be inserted onto the detection loop, used to monitor conventional detectors
- Address is set by rotary switches.
- 1 conventional detector's line input
- 1 relay output, 2A@30VDC / 0.5A@125VAC
- 1 power supply input, 1 power supply unit monitoring input
- Dimensions W 91.6 x H 54.7 x D 23.0 mm
- Power consumption by loop 18.5 mA (quiescent), 37.5 mA (alarm)
- Power supply DC24V supplied by loop

SCM-AS5




- Module to control sounders, can be inserted onto detection loop
- Inputs for local silencing button
- 1 supervised output for sounders (2A@30VDC max.)
- Address is set by rotary switches
- Dimensions W 91.6 x H 54.7 x D 19.0 mm
- Power consumption by loop 3.3 mA (quiescent), 4.5 mA (alarm)
- Requires DC24V power supply from external power supply unit

NAM-ASG



- Analogue addressable interface to connect a 4-20mA gas detector to an analogue addressable detection loop
- The detector's operating parameters can be monitored and the operating thresholds set
- Connectable detectors are: TS293KG and TS292KG for LPG detection, TS293KM and TS292KM for methane detection
- Unit address is set via 8 dip-switches
- Allocable in BOX3 (optional)
- Dimensions W 159 x H 119 x D 75mm
- Power consumption 3mA (quiescent mode), 15µA (alarm mode)
- Requires DC24V power supply

MTB



- Analogue addressable unit for local alarm, can be connected to pull-cord switches, "pull-cord alarms" or for room calls
- Unit address is set via 8 dip-switches
- Dimensions W 59 x H 40 x D 15mm
- Power consumption 300µA (quiescent mode), 4mA (alarm mode)
- Power supply DC24V supplied by loop

Software & Accessories

Software

GLOBALPRO



- GLOBALPRO is the supervision software that allows to monitor simultaneously 24 hrs the Nittan fire detection connected via LAN, both local and remote: Fire detection systems based on FX series analogue-addressable control units (FX/10, FX/20, FX/50, FXPRO and FXUP).

GLOBALFIRE



- GLOBALFIRE software can supervise up to 15 FX fire detection units, and, when connected over LAN network, it can:
 - »» Download events from control units
 - »» Control electronic outputs of control units
 - »» Arm/disarm control units
 - »» Display sensors status on electronic maps
- Communications between fire detection control units and a server equipped with GLOBALFIRE software, work over the Ethernet, both in small geographic areas, LAN networks, and in wide geographic areas, WAN networks.
- **Compatible fire detection units are: FX/10, FX/20 and FX/50.**

FX/STD

- Software for direct configuration ONLY
- Supplied free with FX control units (no enabling key required)
- Management of 1 FX control unit via RS485 or 1 control unit in LAN through serial port virtualization SW

FX/CFGMAP

- Graphic software application for direct configuration, remote assistance and supervision of a single control unit, supplied with CFGMAP
- Management of 1 FX control unit via RS485

Accessories

FX/CNV



- RS485 to RS232 serial line converter to connect PC to FX-series fire alarm control units
- Supplied with DB25/DB9 RS232 cable for FX/GRMAP and FX/CFGMAP software applications use
- Field bus Galvanic insulation
- Power supply unit included

CP8/SER2



- Connecting cable for direct programming software and PRT printer connection
- MINIDIN/DB9 connectors
- Length 60cm

CP8/SER3



- Modem connecting cable for remote programming and remote assistance connection
- MINIDIN/DB25 connectors
- Length 60cm

USB485



- USB to RS485 serial line converter
- Without galvanic insulation
- Power supplied by PC

Conventional Fire Alarm Control Panels

1PM2



High reliability, Advanced fire detection

- Re-sounding mode of panel alarm sounder
- Individual alarm delay OFF function
- CPU trouble back-up function
- Output for local alarm bell sounding Emergency PA system interlocking

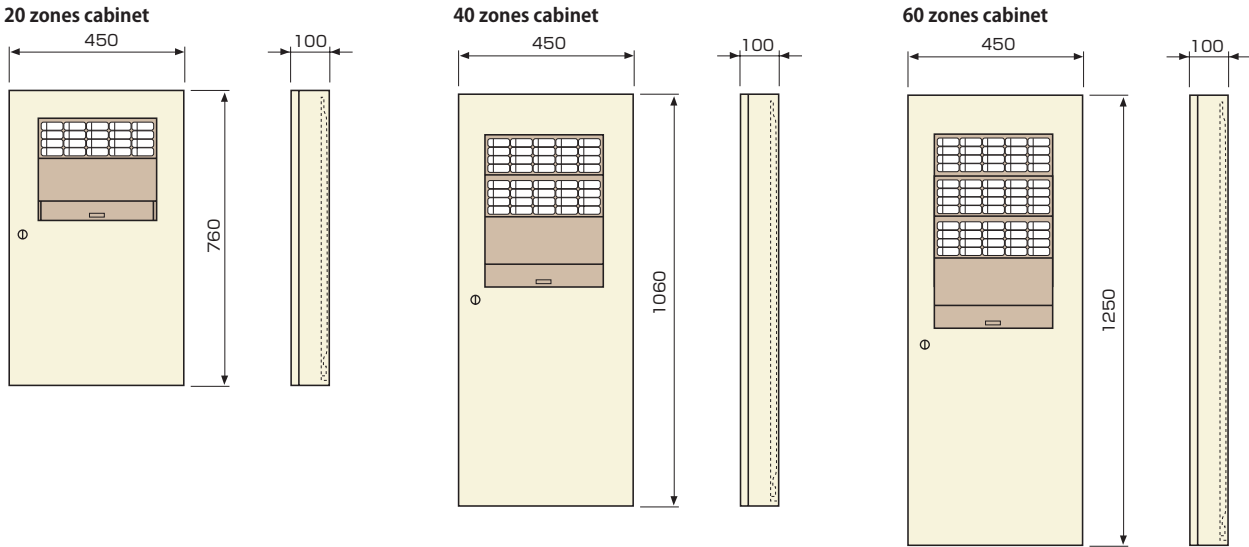
Advanced function for easy installation and easy maintenance

- Lightning protection
- Alarm delay ON/OFF switch
- Auto reset switch
- Maintenance switch (all alarm silence)
- Plug-in type terminals

Self-diagnosis function

- Constant monitoring disconnection of detector line
- Monitoring circuit voltage low
- Monitoring CPU trouble
- Monitoring fuse blow
- Monitoring disconnection of standby battery
- Constant monitoring disconnection of emergency PA line

Dimension



Specifications	1PM2-nLA						
Number of zones	5	10	20	30	40	50	60
Number of bells (10mA)	10	20			30		
Number of bell blocks	5	10	15		20		
Power supply	AC220V±10%(50-60Hz)						
Indicator light	0.4A (AC25V)						
Standby battery	0.45Ah				1.2Ah		
Dimensions (W x H x D mm)	450 x 760 x 100			450 x 1060 x 100		450 x 1250 x 100	
Weight	18 kg			25 Kg		30kg	

2PD1-10L



Main features

- Compact size
- Alarm delay function
 - Heat detector : 20 sec
 - Smoke detector : 60 sec
- Supervision of detector lines and fault conditions
- Energy saving technology for its running cost
- Light body (Using flame retardant ACS resin)
- High reliability minimizes maintenance cost
- Surge absorber
- Spring clamp terminals
- Built-in backup battery

Specifications	2PD1-10L
Number of zones	10
Number of detectors	Heat type (2SC series): Required number Smoke type (2KH series) : 20 / zone
End of line device	CRE
Alarm delay time	Nominal alarm delay time : 60 sec (Heat :20sec / Smoke : 60sec)
Local alarm bells	DC24V 0.1A (B,BC)
Indication lamp	AC25V 0.6A (PL,PL')
Common fire alarm transfer	Max load : DC24V 1.0A (GA,GB,GC)
Number of bells (10mA)	10
Power supply	AC220V+10%/-10%
Standby battery	DC24V 0.45Ah
Dimensions	W200 x H280 x D65mm
Weight	2.2kg

2PD1-5L



Main features

- Compact size
- Alarm delay function
 - Heat detector : 20 sec
 - Smoke detector : 60 sec
- Supervision of detector lines and fault conditions
- Energy saving technology for its running cost
- Light body (Using flame retardant ACS resin)
- High reliability minimizes maintenance cost
- Re-activation system
- Surge absorber
- Insert-style wiring terminal
- Built-in backup battery

Specifications	2PD1-5L
Number of zones	5
Number of detectors	Heat type (2SC series): Required number Smoke type (2KH series) : 20 / zone
End of line device	CRE
Alarm delay time	Nominal alarm delay time : 60 sec (Heat :20sec / Smoke : 60sec)
Local alarm bells	DC24V 125mA (B,BC)
Indication lamp	AC25V 0.3A (PL,PL')
Common fire alarm transfer	Max load : DC24V 1.0A (F,F' / GA,GB,GC)
Number of bells (10mA)	12
Power supply	AC220V+10%/-10%
Standby battery	DC24V 0.225Ah
Dimensions	W240 x H330 x D70mm
Weight	2.2kg

Annunciator

PSH-nL



- Conventional annunciator panel
- Upon receiving the alarm signal, corresponding zone indicator will illuminate with buzzer sound
- Zone number 5L-100L wall mounting type
- Power supply DC24V
- Compatible with the panels of 1PE/PF/PK/PM/PN/PQ/PS series
- Equipped with silence switch and telephone jack

Conventional Detectors

2KAH2-P



- Dual optical smoke detector
- Reduces false alarms caused by non-combustion products
- 360°OMNIVIEW LED indicator for visible indication of operation
- Remote testing function
- Automatic sensitivity compensation
- Power consumption 40μA (idle mode), L-C: 65 mA / P-C: 50 mA (Alarm)
- 1 open-collector output equipped
- Compatible with Nittan B3-J base

LP01/LP02



- Remote test station for nKAD2-P, nKAH-P, 2SR2, TCR2, 1CR2
- LP01/0: 1 zone, drip-proof model
- LP01/1: 1 zone, standard model
- LP02/0: 4 zones, standard model
- Testing available by MTS2

2KH2-LS



- Optical type smoke detector
- Low profile designing for visual concealment
- Effective screen for insects and dust particles
- Effective smoke inflow characteristics
- Wind and atmosphere variations have no influence
- No polarity allows simple wiring connection
- Wide working voltage of DC14.5V - 30V is designed to suit most panels
- Power consumption less than 24μA (idle mode), 65mA (alarm mode)
- Compatible with Nittan 3T base

CKLD-KPT



- Beam type smoke detector
- Wide range of monitoring distances 5m-100m
- Effective for open air space such as atria and exhibition sites etc.
- Reduce false alarms caused by transient or local smoke such as cigarette
- Sensitive against smoke spread around a wide area compared to ordinary point type smoke detectors
- Drift compensation function
- Not susceptible to light noise
- Power consumption 760μA (idle mode)
- Compatible with LP04 and LP05 remote station

LP04/LP05



- Remote station for beam type smoke detector
- Allowing functional testing of a high level mounted beam detector to be carried out
- Operational test
- Signal monitoring
- Maintenance friendly operation
- Fault/Trouble signal (given an 50% of primary level)
- Number of units per control panel LP04: 3 units , LP05: 1 unit

2SC-LS



- Rate-of-rise heat detector
- High quality components are fitted for greater reliability
- Indication lamp lights when the detector is activated
- The sensing chamber is electrically insulated
- Self-resetting and requires no replacement of internal elements - reduces maintenance costs
- Power consumption 0A (idle mode)
- Compatible with Nittan 3T base

1CC2-70-LW



- Fixed temperature heat detector, 70°C, water-proof
- Mechanical operating heat sensor - for reliability
- Response indicator lights up to show which detector has activated
- Ease of installation and wiring connection - reduces installation costs
- Connections are non-polarised - reduces wiring mistakes
- Wide working voltage available to suit most control panels
- Self-resetting and requires no replacement of internal elements - reduces maintenance costs
- Power consumption 0A (idle mode)

1CD-70-LS



- Fixed temperature heat detector, 70°C
- Mechanical operating heat sensor - for reliability
- Response indicator lights up to show which detector has activated
- Ease of installation and wiring connection - reduces installation costs
- Connections are non-polarized - reduces wiring mistakes
- Wide working voltage available to suit most control panels
- Self-resetting and requires no replacement of internal elements - reduces maintenance costs
- Power consumption 0A (idle mode)
- Compatible with Nittan 3T base

NFD-68-P



- UV flame detector
- Low supervising current - typical 120μA
- Wide supervising angle 100° - enables wide covering area by one detector
- High reliability, Long life
- No polarity allows simple wiring connection
- Indication lamp lights when detector is activated
- Indication lamp flickers when detector in trouble
- Compatible with Nittan B4-F base

2RA1-P



- IR flame detector
- Dual IR sensing method reducing unwanted false alarms
- Low profile, compact size, light weight
- 17m-30m long detection distance
- Max 100° wide detection angle
- The operation indicator flickers to indicate the detector circuit trouble
- Flexible installation to ceiling or wall with an adjustable mounting brackets
- Compatible with Nittan B3-J base

DRD-W



- IR flame detector, drip-dust proof (IP67), with remote test function
- Triple waveband IR sensing method reducing false alarms
- Max 100° wide detection angle
- Max 60m detection distance with 33cm x 33cm fire tray
- 360°OMNIVIEW LED indicates the conditions by four colors (Alarm, Trouble, Startup, Testing)
- Selectable Response time and Self-Test cycle
- Current consumption approx. 6 mA (quiescent), 40 mA (max.)
- Equipped with an angle adjustable bracket

1RB-EW



- IR flame detector, explosion-proof/drip-dust proof (IP67), with remote test function
- Dual IR sensing method reducing unwanted false alarms
- Low profile, compact size, light weight
- Max 120° wide detection angle
- Max 55m detection distance with 33cm x 33cm fire tray
- The operation indicator flickers to indicate the detector circuit trouble
- Flexible installation to ceiling or wall with an adjustable mounting brackets
- Ex-proof class : Exd II CT6

FFH-2E



- Fixed temperature heat detector, explosion-proof type
- Operating temperature range: 60°C, 70°C, 80°C, 90°C, 100°C, 120°C, 150°C
- Contact capacity DC30V, 100mA
- Ex-proof grade : d2G4

KP-35D



- Gas sensor
- Catalytic combustion type
- Detecting gas: LP gas (heavier than air)
- Alarm sensitivity: less than 1/4 the lower explosion limit (LEL)
- Alarm indication: Red LED indicates instantly, Buzzer rings instantly (automatic reset type)
- Power supply: DC24V

0KB3



- Advanced, premium smoke detector, machinery built-in type
- Scattering light detection
- Very small - W 40 x H 45 x D 40mm
- High degree of protection against unwanted false alarms
- Extremely reliable fire detection
- Use with CPC-3 control unit

CPC-3



- Control unit for 0KB3 detector
- Compact unit W 125 x H 55 x D 208mm

Detector Bases

B3-J



- Detector mounting base for 2KW-P, 2RA1-P etc.

3T



- Detector mounting base for 2KH2-LS, 2SC-LS, 1CD-70-LS etc.

Manual Alarm Station

1MF1A



- Conventional manual alarm station with telephone jack
- Stylish, light weight, strongly built
- Easy of installation and maintenance
- Latching action when operated
- Reset button provided for easy rest
- No break rods necessary
- No replacement of protection glass necessary after activation
- Integral response indicator
- Contact capacity: DC30V 250mA

2ME1A



- Conventional manual alarm station
- Stylish, light weight, strongly built
- Easy of installation and maintenance
- Latching action when operated
- Reset button provided for easy rest
- No break rods necessary
- No replacement of protection glass necessary after activation
- Contact capacity: DC30V 250mA

Local Alarm Bell

BD-6-24-11



- Conventional local alarm bell
- 150mm (6")
- Rating: DC24V 10mA
- Sound pressure level: more than 90dB/m

Indication Lamp

PL-R4-LED



- Indication lamp
- Lamp: LED
- Rating: 24V AC/DC 9mA
- Material: Polycarbonate

AL-4-24



- Remote indication lamp
- Lamp: LED
- Rating: DC24V 5mA
- Material: Polycarbonate

Local Combined Box

SU-01M6L-47SDB



- Local combined box, recessed mounting type
- Belt: BD-6-24-11
- Indication lamp: PL-R4-LED
- Manual alarm station: 1MF1A
- Plate: SUT-47S-05

※ The JP products in this catalogue are equivalent to the products approved with the Japanese standards.

Products Index

Model	Description	Page
■ EN Products		
NF Series Panels		
NF1002	Conventional Fire Alarm Control Panel, 2 zones	4
NF1004	Conventional Fire Alarm Control Panel, 4 zones	4
NF2000	Conventional / Addressable Fire Alarm Control Panel, 12 zones, 1 loop	4
NF Series Accessories		
NFREPEATER	Remote Repeater with LCD Indication	12
C1124EN	Supervised Power Supply Unit	12
NFEXP20	Loop Expansion Board for NF2000	12
EXTING	Extinguishing Module, 1 zone	12
NFEXP10	Zone Expansion Board for NF2000, 8 zones	12
NFREL24	Relay Board, 4 outputs	12
AL2SW24	Power Supply Unit	12
MDGSME	GSM Module	12
GSMACI	Internal Antenna Kit for MDGSME module	12
GSMEXA15	Optional Antenna for MDGSME with 15m cable	12
GSMEXA2	Optional Antenna for MDGSME with 2m cable	12
FX Series Panels		
FX/10	Addressable Fire Alarm Control Panel, 1 loop	8
FX/20	Addressable Fire Alarm Control Panel, 2 loops	8
FX/50	Addressable Fire Alarm Control Panel, 5 loops	8
FX Series Accessories		
FX/EXP01	Loop Expansion Board for FX series	13
FX10485	RS-485 Serial Interface Board for FX/10	13
FX/485	RS-485 Serial Interface Board for FX/20 and FX/50	13
ETRLAN	External LAN Module for LAN Network Connection for FX/10	13
FXLAN	External LAN Module for LAN Network Connection for FX/20 and FX/50	13
FX/EXP10	LED Board, 40 zones	13
FX/RP10	Remote Repeater with LCD Indication, General Signaling LED	13
FX/RP20	Remote Repeater with Control Keys, LCD Indication, General Signaling LED	13
FX/SIN01	Mimic Panel, 40 zones	13
FX/SIN10	Mimic Panel Expansion Board, 40 zones	13
C1124EN	Supervised Power Supply Unit	13
MTM-E	Programmer for ST-PY-AS	13
NF/FX Series Peripherals		
Addressable Detectors		
ST-PY-AS	Addressable Optical Smoke Detector	14
ST-H-AS	Addressable Heat Detector	14
Conventional Detectors		
EVC-DP	Conventional Dual Optical Smoke Detector	14
EVC-P	Conventional Optical Smoke Detector	14
EVC-H-A2S	Conventional Heat Detector, 62°C	14
EVC-H-CS	Conventional Heat Detector, 92°C	14
EVC-PY-IS	Conventional Intrinsically Safe Optical Detector	14
EVC-IR	Conventional IR Flame Detector	14
FIRERAY5000	Motorized Autocalibrate Beam Type Smoke Detector, 50m	14
Detector Bases		
UB-4	Universal Mounting Base (for ST-PY-AS, ST-H-AS, EVC-P, EVC-H-A2, EVC-H-C, EVC-DP)	14
UB-4-IS	Intrinsically Safe Base for Use with EVC-PY-IS	14
UB-4R-470	Detector Mounting Base with Schottky Diode & Resistor	14
Call Points		
AS-MCP	Addressable Manual Call Point	15
RP-RS1-01/NTN	Conventional Manual Call Point	15
Notification Appliances		
Alarm Bell 150mm (6")	Conventional Local Alarm Bell, 150mm (6")	15
LB2000	Optical-acoustic Alarms	15
EL/7R	Indoor Piezoelectric Fire Alarm Siren	15
SA100/24	Outdoor Fire Alarm Siren	15
RFP/L	Remote Optical Repeater	15
AS-ABS	Addressable Wall or Base Mounted Sounder	15
Xenon Beacon	Beacon DC24V	15

Duct Detector Housing		
UG-3	Duct Detector Housing	15
Gas Detectors		
RGLOOP/CO	Addressable Carbon Monoxide (CO) Detector	15
RGRCO	Carbon Monoxide (CO) Detector	15
Loop Modules		
ISOBASE	Universal Line Isolator Unit	16
ISOBOX	Universal Analogic Line Isolator Unit	16
ISOSPLITAS	Loop Splitter for AS Loop	16
1IASBOX	1 input Addressable Module	16
1I1OASBOX	1 input-1output Addressable Module	16
1D1IASBOX	2 input-1output Addressable Module for 1 Door Control	16
2DASBOX	4 input-2output Addressable Module for 2 Doors Control	16
4I4OASBOX	4 input-4output Addressable module	16
MCM-AS5	Zone Control / Monitoring Module	17
SCM-AS5	Sounder Control Module	17
NAM-ASG	1 input Addressable Module for 4-20mA Gas Detector	17
MTB	2 input Addressable Module for Pull-cord Switches	17
Software		
GLOBALPRO	Global Supervision System Software	17
GLOBALFIRE	Supervision Software up to 15 FX Control Panels	17
FX/STD	Local Configuration Software for 1 FX Control Panel	17
FX/CFGMAP	Graphic Supervision Software for 1 FX Control Panel	17
Accessories		
FX/CNV	RS485 to RS232 Serial Line Converter for FX Control Panels	17
CP8/SER2	Printer and Software Connecting Cable	17
CP8/SER3	Modem Connecting Cable	17
USB485	USB to RS485 Serial Line Converter	17
■ JP Products		
Conventional Panels		
1PM2	Conventional Fire Alarm Control Panel, 5-60 zones	18
2PD1-10L	Conventional Fire Alarm Control Panel 10 zones	19
2PD1-5L	Conventional Fire Alarm Control Panel 5 zones	19
Annunciator		
PSH-nL	Conventional Annunciator Panel, 5-100 zones	20
Conventional Detectors		
2KAH2-P	Dual Optical Smoke Detector, with Remote Test Function	20
LP01/LP02	Remote Station for 2KAH2-P	
2KH2-LS	Optical Smoke Detector	20
CKLD-KPT	Beam Type Smoke Detector, 5m-100m	20
LP04/LP05	Remote Station for Beam Type Smoke Detector	20
2SC-LS	Rate-of-rise Heat Detector	20
1CC2-70-LW	Fixed Temperature Heat Detector, 70°C , water-proof	20
1CD-70-LS	Fixed Temperature Heat Detector, 70°C	20
NFD-68-P	UV Flame Detector	20
2RA1-P	IR Flame Detector	20
DRD-W	Triple Waveband IR Flame Detector, Drip-dust Proof, with Remote Test Function	20
1RB-EW	IR Flame Detector, Explosion-proof / Drip-dust proof, with Remote Test Function	21
FFH-2E	Fixed Temperature Heat Detector, Explosion-proof Type	21
KP-35D	LP Gas Detector	21
0KB3	Machinery Built-in Type Smoke Detector	21
CPC-3	Control Unit for 0KB3 Detector	21
Detector Bases		
B3-J	Detector Mounting Base for 2KW-P, 2RA1-P etc.	21
3T	Detector Mounting Base for 2KH2-LS, 2SC-LS, 1CD-70-LS etc.	21
Manual Alarm Station		
1MF1A	Conventional Manual Alarm Station with Telephone Jack	21
2ME1A	Conventional Manual Alarm Station	21
Notification Appliances		
BD-6-24-11	Conventional Local Alarm Bell, 150mm (6")	21
PL-R4-LED	Indication Lamp, LED Type	21
AL-4-24	Remote Indication Lamp	21
SU-01M6L-47SDB	Local Combined Box, Recessed Mounting Type	21

NITTAN COMPANY, LIMITED

54-5, 1-chome, Sasazuka, Shibuya-ku, Tokyo151-8535, Japan
TEL:81-3-5333-7021 FAX:81-3-5333-8615

Nittan implements detailed sales activities and support activities for customers in response to each individual fire prevention issue, with the establishment of 45 branch offices and service centers as well as more than 120 distributors throughout Japan.

Overseas, global coverage encompasses Europe to Africa and the Middle East to Southeast Asia, with a local subsidiary established in the United Kingdom in 1972.

The Nittan brand provides security to sites using state of the art fire prevention technologies.

Distributor